

# Nextion HMI Solution

From ITEAD Wiki


## Contents

- 1 Overview
- 2 Selection Table
- 3 Nextion Instruction Set
- 4 Nextion Editor Quick Start Guide
- 5 CE-EMC, RoHS Test Report and Certificate
- 6 3D printing bezel
- 7 Useful links
- 8 Related Downloads

## Overview

Nextion is a Seamless Human Machine Interface (HMI) solution that provides a control and visualisation interface between a human and a process, machine, application or appliance. Nextion is mainly applied to IoT or consumer electronics field. It is the best solution to replace the traditional LCD and LED Nixie tube.

Nextion includes hardware part (a series of TFT boards) and software part (the Nextion editor (<http://nextion.itead.cc/>)). The Nextion TFT board uses only one serial port to communicate. It lets you avoid the hassle of wiring. We notice that most engineers spend much time in application development but get unsatisfactory results. In this situation, Nextion editor has mass components such as button, text, progress bar, slider, instrument panel etc. to enrich your interface design. And the drag-and-drop function ensures that you spend less time in programming, which will reduce 99% of your development workloads. With the help of this WYSIWYG editor, designing a GUI is a piece of cake.



Watch the video and learn the tutorial click here. (<http://blog.iteadstudio.com/weather-station-use-nextion-4-3-with-wboard/>)

## Selection Table

Model	Size	Resolution	Touch Panel	Color	Flash(MB)	RAM(Byte)	SKU	Datasheet	Shopping
<b>Nextion Basic Models</b>									
NX3224T024_011R	2.4"	320*240	RTP	65536	4	3584	IM150416002	Click	Click ( <a href="http://imall.iteadstudio.com/display/nextion/nextion-nx3224t024.html">http://imall.iteadstudio.com/display/nextion/nextion-nx3224t024.html</a> )
NX3224T028_011R	2.8"	320*240	RTP	65536	4	3584	IM150416004	Click	Click ( <a href="http://imall.iteadstudio.com/display/nextion/nextion-nx3224t028-1703.html">http://imall.iteadstudio.com/display/nextion/nextion-nx3224t028-1703.html</a> )
NX4024T032_011R	3.2"	400*240	RTP	65536	4	3584	IM150416005	Click	Click ( <a href="http://www.itead.cc/display/nextion/nextion-nx4024t032.html">http://www.itead.cc/display/nextion/nextion-nx4024t032.html</a> )
NX4832T035_011R	3.5"	480*320	RTP	65536	16	3584	IM150918001	Click	Click ( <a href="http://www.itead.cc/nextion-nx4832t035.html">http://www.itead.cc/nextion-nx4832t035.html</a> )
NX4827T043_011R	4.3"	480*272	RTP	65536	16	3584	IM150416003	Click	Click ( <a href="http://imall.iteadstudio.com/display/nextion/nextion-nx2432t043.html">http://imall.iteadstudio.com/display/nextion/nextion-nx2432t043.html</a> )
NX8048T050_011R	5.0"	800*480	RTP	65536	16	3584	IM150416006	Click	Click ( <a href="http://imall.iteadstudio.com/display/nextion/nextion-nx8048t050.html">http://imall.iteadstudio.com/display/nextion/nextion-nx8048t050.html</a> )
NX8048T070_011R	7.0"	800*480	RTP	65536	16	3584	IM150416007	Click	Click ( <a href="http://imall.iteadstudio.com/display/nextion/nextion-nx8048t070.html">http://imall.iteadstudio.com/display/nextion/nextion-nx8048t070.html</a> )

**Nextion Enhanced Models**

NX3224K024_011R	2.4"	320*240	RTP	65536	16	3584	IM160511002	Click	Click ( <a href="https://www.itead.cc/nextion-nx3224k024.html">https://www.itead.cc/nextion-nx3224k024.html</a> )
NX3224K028_011R	2.8"	320*240	RTP	65536	16	3584	IM160511003	Click	Click ( <a href="https://www.itead.cc/nextion-nx3224k028.html">https://www.itead.cc/nextion-nx3224k028.html</a> )
NX4024K032_011R	3.2"	400*240	RTP	65536	16	3584	IM160511004	Click	Click ( <a href="https://www.itead.cc/nextion-nx4024k032.html">https://www.itead.cc/nextion-nx4024k032.html</a> )
NX4832K035_011R	3.5"	480*320	RTP	65536	32	8192	IM160511005	Click	Click ( <a href="https://www.itead.cc/nextion-nx4832k035.html">https://www.itead.cc/nextion-nx4832k035.html</a> )
NX4827K043_011R	4.3"	480*272	RTP	65536	32	8192	IM160511006	Click	Click ( <a href="https://www.itead.cc/nextion-nx4827k043.html">https://www.itead.cc/nextion-nx4827k043.html</a> )
NX8048K050_011R	5.0"	800*480	RTP	65536	32	8192	IM160511007	Click	Click ( <a href="https://www.itead.cc/nextion-nx8048k050.html">https://www.itead.cc/nextion-nx8048k050.html</a> )
NX8048K070	7.0"	800*480	RTP	65536	32	8192	IM160511008	Click	Click ( <a href="https://www.itead.cc/nextion-nx8048k070.html">https://www.itead.cc/nextion-nx8048k070.html</a> )
NX8048K070_011R NX8048K070_011C	7.0"	800*480	RTP/CPT	65536	32	8192	IM170502001	Click	Click ( <a href="https://www.itead.cc/nextion-nx8048k070-011r-011c.html">https://www.itead.cc/nextion-nx8048k070-011r-011c.html</a> )

**Nextion Instruction Set**

- 1.Classification I: Operation Commands of Component and System
- 2.Classification II: GUI Designing Command
- 3.Nextion HMI: System Variables List
- 4.Nextion HMI: Color Code List
- 5.Format of Device Return Data

View more details

**Nextion Editor Quick Start Guide**

Nextion Editor(Official Download (<http://nextion.itead.cc/download.html>)) is a development software used for visual building of graphic interface for embedded GUI-intensive devices with various types of TFT displays and Touch Panels. Using this tool, users can start creating TFT based devices in a faster and easier way.

In the future, Nextion Editor will provide a set of examples intended to speed up your work and creation process. Examples are fully-commented and explained, thus allowing a quick start in designing user interface. Browse through the given examples and learn how to create GUI application with minimum of time and effort.

We'll introduce the software in details as follows.

View more

**CE-EMC, RoHS Test Report and Certificate**


CE-EMC Test Report for ITEAD Nextion Displays


CE-EMC Certificate of Compliance for ITEAD Nextion Displays

RoHS Test Report for ITEAD Nextion Displays

**3D printing bezel**

Some people requested a bezel. Thus our engineer designed 3D bezel models.





#### Nextion Bezel 3D Design in .STL format:

File:3D\_Model\_Nextion-2.4.zip

File:3D\_Model\_Nextion-2.8.zip

File:3D\_Model\_Nextion-3.2.zip

File:3D\_Model\_Nextion-3.5.zip

File:3D\_Model\_Nextion-4.3.zip

File:3D\_Model\_Nextion-5.0.zip

File:3D\_Model\_Nextion-7.0.zip

#### Useful links

Nextion User Manual (<http://support.iteadstudio.com/discussions/topics/1000065323>)

Nextion Forum (<http://support.iteadstudio.com/discussions/1000058038>)

1st Nextion Contest Entries (<https://itead.freshdesk.com/support/discussions/topics/11000008424>)

Die Nextion TFT-Touchpanels im Detail ([http://tutorials.boecker-systemelektronik.de/Nextion\\_Lehrgang/NEX1\\_0.html](http://tutorials.boecker-systemelektronik.de/Nextion_Lehrgang/NEX1_0.html))

Tools, Tips, Tricks and How-TOs (<http://support.iteadstudio.com/support/discussions/topics/11000007783>)

#### Related Downloads

Arduino Library for Nextion ([https://github.com/itead/ITEADLIB\\_Arduino\\_Nextion](https://github.com/itead/ITEADLIB_Arduino_Nextion))

#### Demo for basic Nextion displays:

File:Demo\_Nextion\_2.4\_v0\_32.zip

File:Demo\_Nextion\_2.8\_v0\_32.zip

File:Demo\_Nextion\_3.2\_v0\_32.zip

File:Demo\_Nextion\_3.5\_v0\_32.zip

File:Demo\_Nextion\_4.3\_v0\_32.zip

File:Demo\_Nextion\_5.0\_v0\_32.zip

File:Demo\_Nextion\_7.0\_v0\_32.zip

#### Demo for enhanced Nextion displays:

File:Enhanced\_Nextion\_2.4-2.8\_Demo.zip

File:Enhanced\_Nextion\_3.2\_Demo.zip

File:Enhanced\_Nextion\_3.5\_Demo.zip

File:Enhanced\_Nextion\_4.3\_Demo.zip

File:Enhanced\_Nextion\_5.0-7.0\_Demo.zip

Download Latest Nextion Editor (<http://nextion.itead.cc/download.html>)

Retrieved from "[https://www.itead.cc/wiki/index.php?title=Nextion\\_HMI\\_Solution&oldid=6220](https://www.itead.cc/wiki/index.php?title=Nextion_HMI_Solution&oldid=6220)"

- This page was last modified on 17 August 2017, at 06:54.
- This page has been accessed 572,767 times.